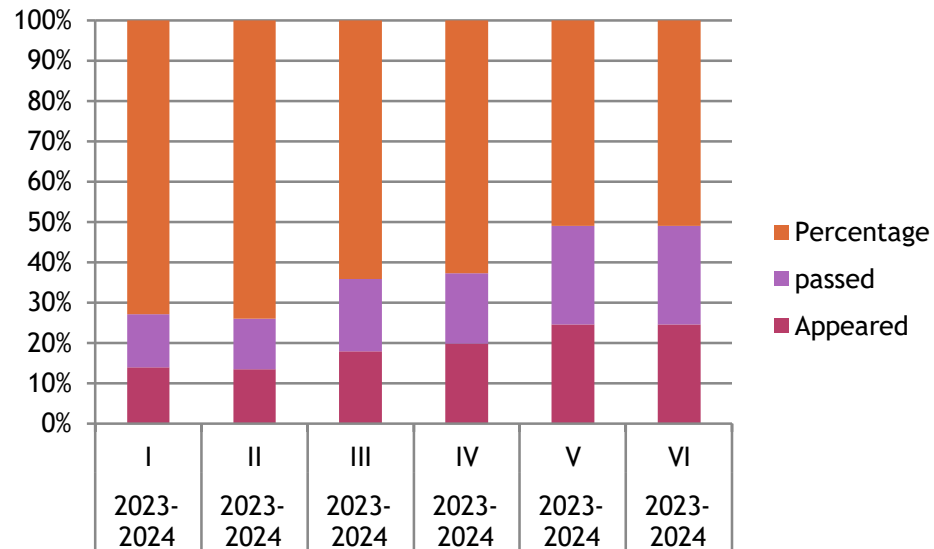


Result Analysis: Academic Year 2023-24

B.Com/B.Sc- Computer Science and Applications

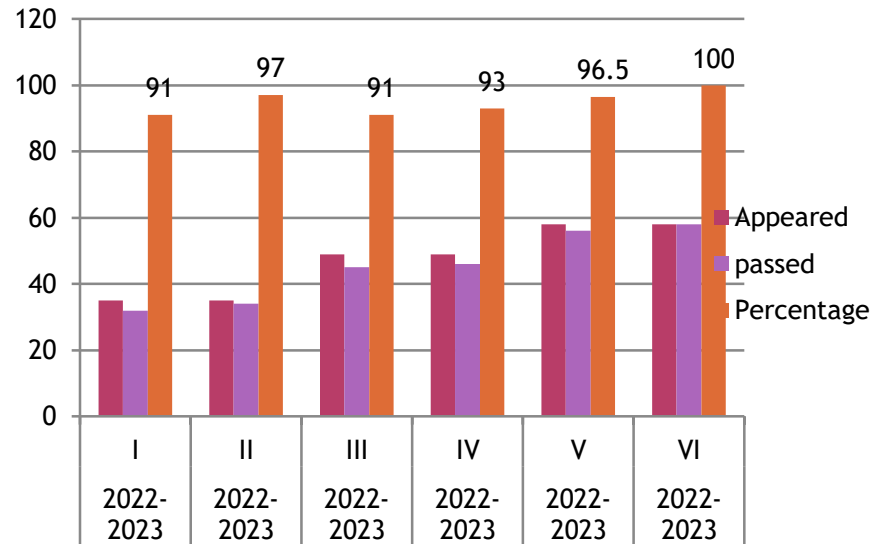
Academic year	Semester	Appeared	passed	Percentage
2023-2024	I	18	17	94
2023-2024	II	17	16	94
2023-2024	III	28	28	100
2023-2024	IV	28	25	89
2023-2024	V	48	48	100
2023-2024	VI	48	48	100



Result Analysis: Academic Year 2022-23

B.Com/B.Sc- Computer Science and Applications

Academic year	Semister	Appeared	passed	Percentage
2022-2023	I	35	32	91
2022-2023	II	35	34	97
2022-2023	III	49	45	91
2022-2023	IV	49	46	93
2022-2023	V	58	56	96.5
2022-2023	VI	58	58	100

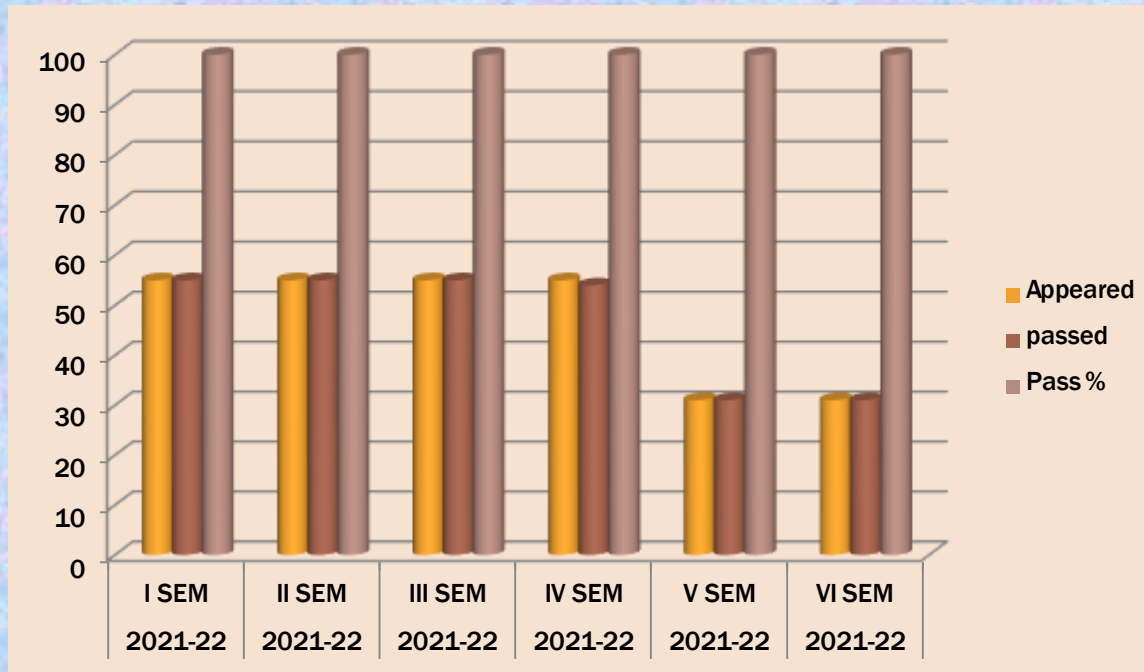


RESULT ANALYSIS: ACADEMIC YEAR 2021-22

B.COM/B.SC- COMPUTER SCIENCE AND APPLICATIONS

Academic year	Semester	Appeared	Passed	Pass %
2021-22	I SEM	55	55	100
2021-22	II SEM	55	55	100
2021-22	III SEM	55	55	100
2021-22	IV SEM	55	54	100
2021-22	V SEM	31	31	100
2021-22	VI SEM	31	31	100

Average Percentage of all six semesters - 100

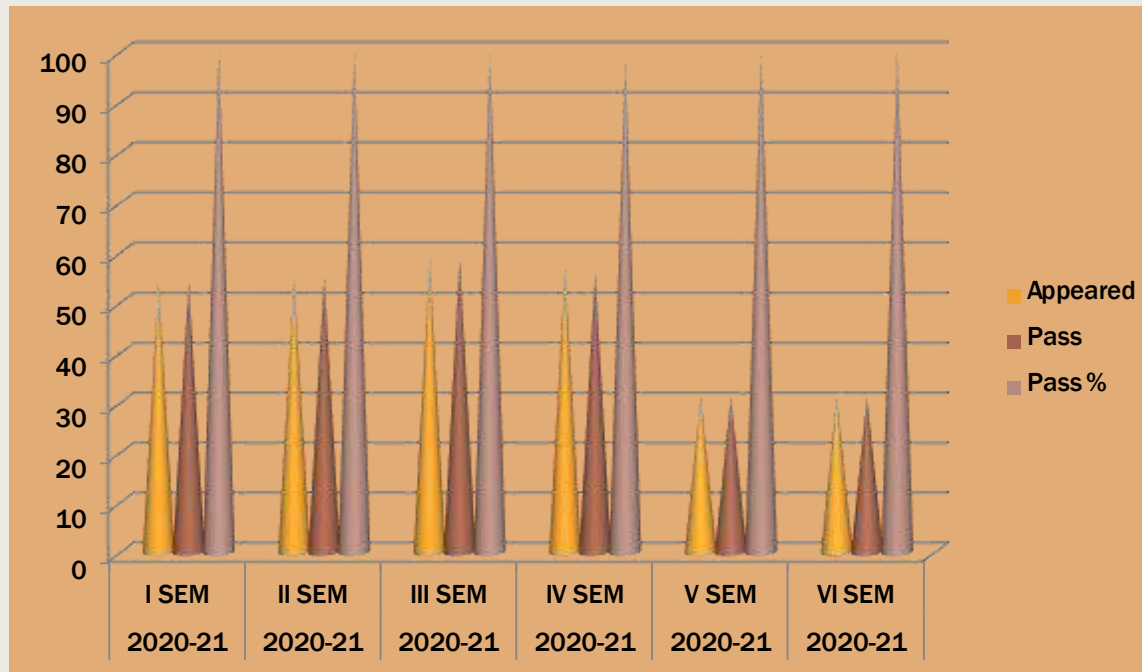


RESULT ANALYSIS: ACADEMIC YEAR 2020-21

B.COM/B.SC- COMPUTER SCIENCE AND APPLICATIONS

Academic year	Semester	Appeared	Passed	Pass %
2020-21	I SEM	54	54	100
2020-21	II SEM	55	55	100
2020-21	III SEM	59	59	100
2020-21	IV SEM	57	56	98.24
2020-21	V SEM	31	31	100
2020-21	VI SEM	31	31	100

Average Percentage of all six semesters-99

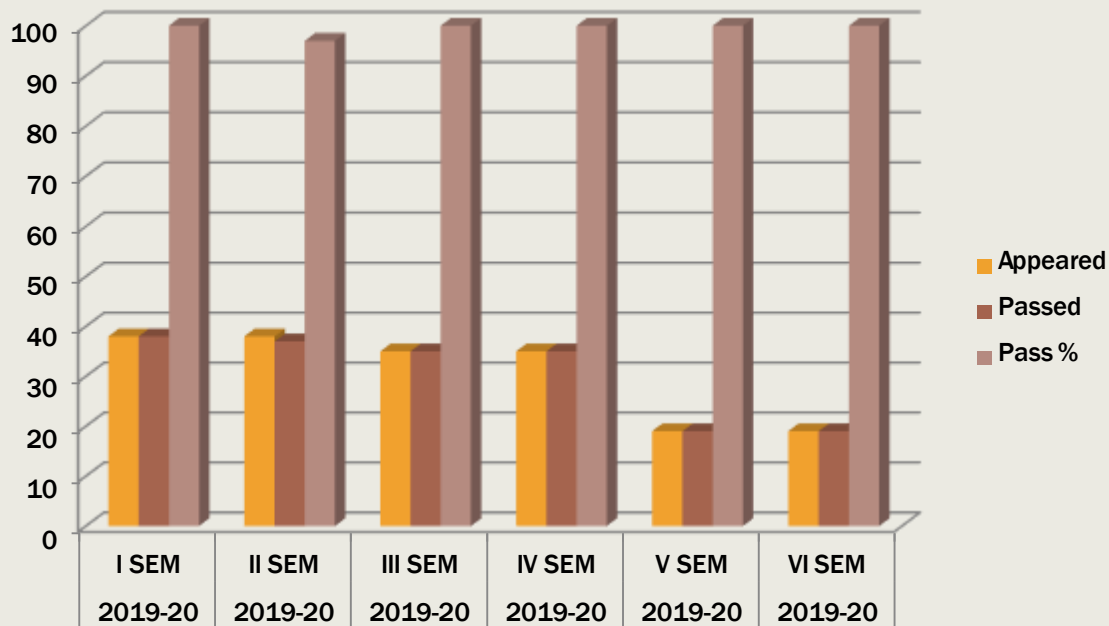


RESULT ANALYSIS: ACADEMIC YEAR 2019-20

B.COM/B.SC- COMPUTER SCIENCE AND APPLICATIONS

Academic year	Semester	Appeared	Passed	Pass %
2019-20	I SEM	38	38	100
2019-20	II SEM	38	37	97
2019-20	III SEM	35	35	100
2019-20	IV SEM	35	35	100
2019-20	V SEM	19	19	100
2019-20	VI SEM	19	19	100

Average Percentage of all six semesters -99



RESULT ANALYSIS: ACADEMIC YEAR 2018-19

B.COM/B.SC- COMPUTER SCIENCE AND APPLICATIONS

Academic year	Semester	Appeared	Passed	Pass %
2018-19	I SEM	35	35	100
2018-19	II SEM	35	35	100
2018-19	III SEM	19	19	100
2018-19	IV SEM	19	19	100

Average Percentage of all six semesters -100

